



 **OREGON**
Veterinary Conference

March 6 - 8, 2026

In person at
Oregon State University
or virtual option

Register at
oregonvma.org/ovc

SPEAKERS
INCLUDE



Alyssa Sullivant DVM, MS, DACVIM

Associate Professor, Small Animal Medicine, Mississippi State University
Internal Medicine

Dr. Sullivant returns to the OVC to provide general practitioners with current updates and insights on a host of new topics, including chronic vomiting and diarrhea, fluid therapy, and hepatobiliary cases. She will also look at what's new in gastroenterology, and more.



Rachel Allbaugh DVM, MS, DACVO

Professor in Veterinary Medicine, Iowa State University
Ophthalmology

Master the fundamentals of companion animal ophthalmology, as Dr. Allbaugh takes a comprehensive look at practical diagnostic strategies, medical and surgical options, and clinical decision-making for your patients. Her track will address adnexal concerns, corneal diseases, intraocular problems, and feline ocular ailments.



Craig Lesser DVM, CF

Rood & Riddle Equine Hospital, Lexington, Kentucky
Podiatry

As an Associate Veterinarian with Rood & Riddle, Dr. Lesser's primary focus is on treating diseases of the distal limb with emphasis on laminitis, angular deformities in young horses, and infectious processes of the hoof. In addition to addressing these topics, he will present case discussion with audience participation.

FEATURING...



WELL-BEING

Heidi Hulon DVM, CCFP, CPPP, MHFA
Regional Consulting Veterinarian, Elanco Animal Health

As part of Elanco's team, Dr. Heidi Hulon developed "The Betterinary Series" to address the health and well-being challenges those in the profession encounter. At OVC, she will present insights, self-reflection, and practical strategies all team members can utilize to look after their health and well-being so they can continue to enrich the lives of animals and their people.

Our Mental Health Mental health isn't just the absence of mental illness, it is an integral part of our overall health and well-being. Each of us needs to take care of our own mental health every day. This session will cover: the facts and myths about mental health, the mental health continuum, how to help someone who is experiencing a mental health challenge and how to promote your own mental health.

Burnout: Burning Bright, Not Burning Out Burnout is a worldwide issue with tremendous impact on both a person and the job. It is a component of empathic exhaustion—a significant issue within veterinary medicine. While the work we do is stressful and emotional, how then can we be a light of hope for our clients and patients instead of a burned-out healthcare team member who has lost their sense of meaning for veterinary medicine? This talk will reignite your purpose and fan the flames of WHY we do this. Burnout does not have to happen; it can be cured and controlled, and we'll talk about how to do just that.

PERMANent Well-Being What is well-being and how can you achieve this? This session focuses on the elements of well-being, PERMA, and how to use them to build a foundation upon which happiness, well-being, and resiliency will develop. These elements will be revisited in other talks to ensure acceptance and understanding.

RESILIENCY: Thrive Beyond Surviving Resiliency is not coping, not just getting by or through a situation. Resiliency is about getting stronger and more capable out of adversity. This talk teaches participants about the factors of resiliency and the skills needed to grow, develop, and utilize it.

G.O.A.L.S.—Grow Optimism and Live Successfully We all have goals, but how many of these goals do we attain? Achievement is a building block of well-being; therefore, achieving our goals contributes to happiness. This talk will address why goals are beneficial, how we can set the right goals and how we can succeed at attaining them.

Recipe for a Flourishing Culture: Creating a Culture That Thrives We spend so much time in our work environment that the culture of the practice is impactful, both personally and professionally. To flourish and to thrive, we need to be able to grow and develop within a supportive practice. This session will break down the definition of culture into supportive and successful elements.



GENERAL SESSION


Joe Carlisle JD
Partner, DunnCarney LLP

A business and litigation attorney with an emphasis on the veterinary, healthcare and small business sectors, Joe will address what you need to keep in mind with the use of AI in veterinary practice, present the latest on non-compete agreements, and answer your questions in an open-ended session.

Also featured at OVC:

- * Oregon Animal Hall of Fame™
- * OVMA Awards of Excellence
- * OSU CCVM Alumni Reception
- * SCAVMA Reception
- * FA/MA Practitioners Breakfast
- * Exhibit Hall
- * OVMA Business Forum

THANK YOU TO OUR SPONSORS



MWI Animal Health

Friday Morning Refreshment Break

Elanco

Dr. Heidi Hulon



Saturday Morning
Continental Breakfast



Pet Pharmacy NW

Saturday Morning Refreshment Break



TANBOURNE
VETERINARY
EMERGENCY

Saturday Afternoon Refreshment Break

zoetis

Dr. Mikayla Mayland

Food/MA Practitioners Breakfast

Two ways to attend:

- * In Person ~ OR ~
- * Virtual Only (No live stream.)

Access to recorded sessions will
be available through 12/31/26.

ADDITIONAL FACULTY

COMPANION ANIMAL

Dawn Boothe DVM, PhD, DACVCP, DACVIM

Dr. Boothe is a distinguished consultant with VIN who returns to the OVC to address, among many topics, designing an antimicrobial regimen, judicious use of antimicrobials in practice, the latest in anti-seizure medications, and veterinary compounding.

Mikayla Mayland DVM, DACVS

Dr. Mayland is a surgeon and pain specialist with Zoetis Pet Care. She will provide key tips to boost confidence with the orthopedic exam, restoring the bond with effective pain management of your patients, and more. *Sponsored by Zoetis*

Kristen Messenger DVM, PhD, DACVCP, DACVAA

An Associate Professor of Pharmacology at the Virginia-Maryland College of Veterinary Medicine, Dr. Messenger will troubleshoot common anesthesia problems, provide an update on drugs for chronic pain in cats and dogs, address myths and facts in breed-specific anesthetic concerns, and present challenging anesthesia and emergency cases, and more.

Stacie Summers DVM, PhD, DACVIM

Dr. Summers is an Assistant Professor in Small Animal Medicine at the Carlson College of Veterinary Medicine. Her feline-focused track will cover AKI, CKD and comorbidities, early detection of CKD, gut-kidney axis, and feline GI disease.

EQUINE

Rachel Allbaugh DVM, MS, DACVO

In addition to presenting a daylong track on companion animal ophthalmology, Dr. Allbaugh will cover equine eye concerns, focusing on the management of common corneal conditions, and the management of frustrating intraocular issues in the horse.

Julie Dechant DVM

Dr. Dechant is a Professor in Clinical Equine Surgery and Clinical Care at UC Davis. Over the course of two days, she will address treatment of gastric ulcers, the management of hemorrhage, management of iatrogenic complications, emergency management and treatment of the poisoned patient, plus penetrating injuries to the hoof, and regional limb perfusion.

FOOD PRODUCTION

Victor Cortese DVM, PhD, DABVP

An international expert and leading speaker in cattle vaccinology and immunology, Dr. Cortese will present a review of the immune system and address a new understanding of local immunity and microbiome. He also will take a look at reproduction and immunity in cattle, the future of immunotherapeutics, and designing a vaccination program.

Todd Price DVM

Dr. Price is recognized nationally for his special interest in swine health, particularly for show pigs. He will discuss what small and mixed animal practitioners can do practically with show pig medicine and how it can benefit a practice.

Ryan Scholz DVM, MPH

Dr. Scholz is the State Veterinarian with the Oregon Department of Agriculture. He will provide an update on Animal Health's services, including monitoring for HPAI and Equine Herpes Virus. He will also discuss the practitioner's role and responsibility in reporting animal diseases.

FOOD PRODUCTION, CONT.

Kurt Williams DVM, PhD, DACVP

As director of the Oregon Veterinary Diagnostic Laboratory, Dr. Williams will discuss the ongoing work the facility is performing regarding HPAI, Chronic Wasting Disease, and more.

PRACTICE TRANSITIONS

Representatives from **OMNI**, **Total Practice Solutions**, and **Simmons Northwest** will present on a series of topics, including practice trends, preparing your practice for less work or retirement, key mistakes to avoid when buying or selling a practice...and more.

PRACTICE LEADERSHIP & TEAM DEVELOPMENT

Kelly Cooper DVM

Dr. Cooper is an author, speaker, and founder of Reality Vet Coaching & Consulting, with extensive experience with independent and corporate practice, as well as servant leadership in organized veterinary medicine. Her daylong track at the OVC will focus on strategies for effective coaching and developing your practice team.

Melissa Tompkins-Lewis BS, CVPM, PHRca, CCFP

Melissa is an experienced veterinary leader and owner/consultant at South Coast Veterinary Management Solutions in Southern California. She will focus on communication and customer service for the entire veterinary practice team.

TECHNICIANS & ASSISTANTS

Mary Berg MS, LATG, RVT, VTS (Dentistry), FVTE

Mary is internationally recognized for her commitment to and leadership of improving oral health in companion animals. Her dentistry track at the OVC will examine the creation and delivery of treatment plans, the oral exam and common pathology, tips and tricks for dental radiology, the periodontal patient, pain management, and the dispelling of dental myths.

Yvonne Brandenburg CVT, RVT, VTS (SAIM)

Yvonne is a clinical learning and development specialist with Ethos Veterinary Health. She will address mastering endocrine testing, hematology, and nursing care for your patients.

Erica Brandt CVT, VTS (ECC)

The Hospital Director for WestVet Meridian in Meridian, Idaho, Erica has extensive experience in training veterinary staff in a clinical setting and will present a practical approach to boosting your skills from wound care to responding to patients with urgent needs to anesthesia challenges, and more.

Chantal Faraudo CVT, CVPP

The owner of RESPOND CPR for the Veterinary Team, Chantal will present an interactive look at resuscitation and discuss how you can enhance your skills. **Note:** This is not a hands-on workshop.

Sarah Harris CVT, VTS (ECC)

Sarah is the Hospital Administrator with Dove Lewis Emergency & Specialty Hospital in Portland and President of the Oregon Veterinary Technicians and Assistants Association. She will address integrating core skills with your medical knowledge and expertise and take a deep dive into vascular access taking into account patient variability, comfort, and longevity.

Companion Animal

Rachell Allbaugh DVM, MS, DACVO

Professor in Veterinary Clinical Sciences, Iowa State University
allbaugh@iastate.edu

Dr. Allbaugh specializes in ophthalmic diseases of pets, horses, and other species and has been recognized for her mentorship of junior faculty at Iowa State and for outstanding achievement in extension. At ISU she is the Ophthalmology Service Leader and Residency Program Director.

The Eyes Have It: Practical Ophthalmology The emphasis for this comprehensive track is placed on practical diagnostic strategies, medical and surgical management options, and clinical decision-making. **Adnexa Issues** Diagnosis and management of adnexal and orbital issues will be discussed, including conformational problems (entropion, ectropion, macropalpebral fissure), hair and eyelash disorders (trichiasis, distichiasis, ectopic cilia), eyelid masses, eyelid trauma, and third eyelid disorders (gland prolapse, avverted cartilage). **Corneal Diseases** Diagnosis and management of tear film disorders (dry eye disease and qualitative tear deficiency), foreign bodies, chronic superficial keratitis, and exposure keratitis will be covered. **Intraocular Problems** Diagnosis and management of uveitis, glaucoma, cataracts, lens luxation/subluxation, and fundic lesions will be addressed. Tips for a thorough ocular examination will be discussed to facilitate an accurate diagnosis and appropriate management. **Feline Ocular Ailments** Diagnosis and management of feline ophthalmic issues will be examined, with topics such as conjunctivitis, ulcers, corneal sequece, eosophilic keratitis, uveitis, iris melanoma, glaucoma, and hypertensive retinopathy.

Dawn Boothe DVM, PhD, DACVCP, DACVIM

Consultant, Veterinary Information Network
dawn@vin.com

Dr. Boothe is a distinguished speaker on veterinary pharmacology and leading expert on antimicrobial resistance. She currently serves as an editor, consultant, and provider of clinical medicine with VIN.

Decreasing Antimicrobial Resistance: Part 1—The Impact of Antimicrobials on the Microbiota The wise stewardship of antimicrobial use begins with an understanding of the impact of the drug on antimicrobial populations. Microbiome are the innocent bystanders of antimicrobial therapy the impact antimicrobials may have on the host is among the reasons to de-escalate antimicrobial therapy. The impact of antimicrobi-

als, and other drugs, in an adverse event that is insidious in its presentation. This opening talk will focus on the impact of drugs, especially antimicrobials, on host microbiota. **Decreasing Antimicrobial Resistance: Part 2—Interpreting Culture and Susceptibility Data: The Best Bang for Your Bug** Our ability to empirically select antimicrobials may be no more. Culture and susceptibility increasingly is important to designing the dosing regimen. Yet, its use is only as good as our ability to understand what it does—and does not—mean. And sometimes, in the absence of patient data, population data can be used. As one of many tool, culture and susceptibility data can be used—and abused—when making therapeutic antimicrobial decisions. This session will discuss what those numbers do and don't mean and how they can be used to choose the best drug for your patient.

Decreasing Antimicrobial Resistance: Part 3—Designing the Antimicrobial Dosing Regimen The MIC is the KEY The dosing regimen is probably the most important tool that we can use to increase efficacy of therapy while minimizing the advent of resistance. This session will demonstrate the approach to designing dosing regimens for concentration versus time dependent antimicrobial drugs based on the minimum inhibitor concentration from your patient or population data. Risk factors for failure that should result in dose adjustment will be addressed. **Decreasing Antimicrobials Resistance: Part 4—Using Antimicrobials Judiciously—Treating UTI, Pyoderma, and Ears** Urinary tract infections, pyoderma, and otitis externa are among (in the speaker's opinion) the most difficult infections to treat. And, of course, the most common. Inappropriate use of antimicrobials makes them even harder to treat because of its contribution to resistance. This session will focus on applying the principles of antimicrobial stewardship to treating especially the uncomplicated patient as we try to keep them from becoming complicated. **Update on Dietary Supplements: It's Buyer Beware** Did you know that there is no such thing as an animal dietary supplement? And yet, the internet provides a plethora of options. While this lack of regulatory oversight seemingly makes them (and human supplements) more available, it also contributes to the challenges associated with their safe and effective use. This session will address key regulatory considerations and address evidence of quality, safety, and efficacy—or lack thereof! Relevant informative website options will be highlighted. **Compounding: Answering the Top 10 Small Animal Practitioner's Questions** Not all patient needs can be appropriately treated with currently marketed approved animal

Companion Animal, cont.

or human drug products. Therefore, the compounding of a new, but unapproved animal drug may be necessary. However, balancing the benefits versus risks of using these new formulations can be challenging for veterinarians. This overview provides practical pointers and pitfalls related to compounded drugs. Content related to exploration of risks versus benefit of using a compounded drug product will be emphasized and put in the context of regulatory considerations. **What's New in Antiseizure Meds (With a Visit with Cannabidiol)** This session will review the key principles of designing dosing regimens for epileptic patients and review any new information regarding the use of commonly used drugs and cannabidiol. **Monoclonal Antibodies: Approved Drugs, with a Focus on Anti-Nerve Growth Factor** This session will focus on safety and efficacy of monoclonal antibody drugs approved for use in dogs and cats, with a particular focus on bedinvetmab (Librela) in dogs.

Mikayla Mayland DVM, DACVS

Zoetis Pet Care

mikayla.mayland@zoetis.com

A graduate of the veterinary program at the University of Minnesota, Dr. Mayland completed an internship in surgical oncology from the University of Missouri and received her surgical residency training at Cornell University. Prior to joining Zoetis Pet Care, she held an associate surgery position with Alameda East Veterinary Hospital in Colorado.

Restoring the Bond with Effective Pain Management This session will discuss the multi-faceted approach to effective management of pain and discomfort in your patients—and includes veterinary-guided medicine and therapies, plus the creating of a supportive home environment for the patient. **Boosting Your Confidence with the Orthopedic Exam** This session will take an in-depth look at the orthopedic examination, including creating a calm environment and using a systematic approach to accurately gauge pain and range of motion. **Perioperative Pain Management Begins at Home** Managing perioperative pain in dogs and cats is a critical aspect of veterinary care, ensuring faster recovery, reduced complications, and overall better patient wellbeing. This session will address the latest research and clinical best practices to help you ensure optimal management of pain in your patients.

Sponsored by
zoetis

Kristen Messenger DVM, PhD, DACVAA, DACVCP

Associate Professor of Clinical Pharmacology, Virginia-Maryland College of Veterinary Medicine
kmmessen@vt.edu

Dr. Messenger returns to the OVC with all new topics and a passion for teaching practical anesthesiology and pharmacology. In fact, while an associate professor at North Carolina State University's veterinary program, she received the SAVMA Teaching Excellence Award. She also started a podcast for her students to continue with practical discussions of anesthesiology and pharmacology.

Assessment of Acute Pain & Treatment in Cats & Dogs Recognizing pain is fundamental to successful treatment of acute pain. This talk will discuss a practical approach to assessing patients when presented with acute pain – such as observing the patient, the physical exam, use of pain scales, and monitoring vital signs. **Troubleshooting Common Anesthesia Problems**

Common anesthesia challenges in patients involve cardiovascular, respiratory, and thermoregulation concerns, among others. This session will look at some of these challenges and discuss how to approach them with patient assessment, continuous monitoring, supportive care, and managing anesthesia protocols. **Anesthesia for Patients with Cardiovascular Disease**

Anesthesia for patients with heart disease can be challenging and require careful planning to avoid complications such as arrhythmias, hypotension, and fluid overload. This session will examine key challenges and critical strategies to best manage the canine and feline patient. **Errors & Safety in Anesthesia:**

Checklists & Other Resources Preparation and planning are integral to performing anesthesia safely and effectively, and this involves more than just setting up equipment, calculating doses and drawing up and administering drugs. This session will examine errors and safety concerns in clinical practice and discuss “patient-centered” protocols that will help to minimize anesthetic risks and enhance patient care. **Fluids & Anesthesia:**

Crystalloids, Colloids & Other Fluids The individualized design of a fluid therapy plan requires careful patient assessment and targeted selection of proper fluid types, administration routes, and rates, along with adjustments during therapy tailored specifically as per the individual patient's fluid requirement and therapeutic response. This session will look at these intricacies with discussion on crystalloids, colloids, and other essential fluids during anesthesia. **Challenging Anesthesia Cases & Emergencies** This session will look at common anesthetic

Companion Animal, cont.

challenges as well as emergencies—with best practices to approach anesthesia when these difficult cases emerge in the clinic. **Myths & Facts in Breed-Specific Anesthetic Concerns**

There are specific breeds that may be predisposed to certain anesthetic concerns, but there also is plenty of hearsay and unfounded information out there. This session will separate “fact from fiction” regarding anesthesia regarding your patients.

Updates for Chronic Pain in Dogs & Cats This session will review key trends and guidelines in canine and feline chronic pain management. Key changes include shifting from reactive to preventative care, various assessment tools for practitioners, behavioral observation, and more.

Alyssa Sullivant DVM, MS, DACVIM

Associate Professor in Small Animal Medicine, Mississippi State University College of Veterinary Medicine
agm3@msstate.edu

Dr. Sullivant was engaged in small animal clinical practice for five years, before she returned to Mississippi State to pursue specialization in internal medicine. She is a practical and dynamic presenter whose primary interests include inflammatory bowel disease and other gastrointestinal disorders.

Chronic Vomiting and Diarrhea This lecture covers the most common causes of chronic vomiting and diarrhea in dogs and cats, including food-responsive enteropathy, inflammatory bowel disease, and protein-losing enteropathy. There will be an emphasis on the differences in these diseases from a therapeutic approach. **Working Through the Serum Chemistry: Interpretation of Values and Common Rule Outs** This talk will cover common rule outs and interpretation tips for azotemia, electrolyte derangements, hepatobiliary enzymes, and albumin.

What's New in Gastroenterology? In this discussion, we will cover summaries of newer therapies, including Panoquell, synbiotics, and fecal transplantation. Recommended diets for protein-losing enteropathies will also be discussed. **Fluid Therapy for Ill Patients** This talk will address challenges in fluid therapy for patients with serious health conditions and provide a cautious, balanced approach for treatment.

Liver, Gallbladder, or Pancreas? Which One is the Problem? This lecture focuses on bloodwork and imaging differences in hepatic/intrahepatic versus extrahepatic biliary diseases. **Hepatobiliary Cases** This is a case-based presentation of various cases of pancreatic, gallbladder, and intrahepatic diseases, including diagnosis, imaging, and treatment. **The Coughing Patient: Is it Cardiac**

or Respiratory? This discussion differentiates cardiac causes of respiratory signs from respiratory causes in both dogs and cats, including chronic bronchitis and asthma. **Game of Stones: Strategies for Practitioners** This lecture differentiates the diagnosis and management of struvite, oxalate, and urate stones in dogs.

Stacie Summers DVM, PhD, DACVIM
Assistant Professor in Small Animal Medicine, Carlson College of Veterinary Medicine
stacie.summers@oregonstate.edu
Dr. Summers will present a day-long track on feline medicine at the OVC. She is a graduate of the veterinary program at Washington State University whose research interests include feline infectious disease, urology and the microbiome. **Deciphering Acute Uremic Crisis in Cats: Etiology, Differentials, and Prognosis** This lecture will provide a structured approach to identifying the underlying cause of acute uremic crisis in cats. Emphasis will be placed on differentiating key etiologies—particularly pyelonephritis versus ureteral obstruction—in cats with acute kidney injury and acute-on-chronic kidney disease using history, diagnostics, and imaging when clinical findings overlap. Prognostic indicators will be reviewed to support clinical decision-making and effective client communication. **Treating Acute Uremic Crisis in Cats: Pyelonephritis, Uremia, and Renal-Safe Therapy** This lecture will focus on evidence-based treatment strategies for cats with pyelonephritis and uremic crisis, emphasizing antimicrobial selection and dose modification. Attendees will learn practical approaches to urine culture acquisition and interpretation in the context of azotemia. Management of concurrent uremic complications will be discussed with the goal of optimizing renal recovery and clinical outcome. **Managing the Comorbid Cat with CKD** This presentation tackles the clinical complexities of the feline patient concurrently battling chronic kidney disease and other significant systemic diseases. With a focus on dietary management, we will detail specific management strategies for common and challenging comorbidities, including diabetes, urolithiasis, hypercalcemia, and chronic enteropathy, to ensure a holistic and effective treatment plan for the multimorbid CKD cat. **Beyond the Consensus: A Proactive Clinical Strategy for Diagnosis and Management of Early-Stage Feline CKD** This session empowers practitioners to identify chronic kidney disease during its critical non-azotemic stage, focusing on

Stacie Summers DVM, PhD, DACVIM
Assistant Professor in Small Animal Medicine, Carlson College of Veterinary Medicine
stacie.summers@oregonstate.edu
Dr. Summers will present a day-long track on feline medicine at the OVC. She is a graduate of the veterinary program at Washington State University whose research interests include feline infectious disease, urology and the microbiome. **Deciphering Acute Uremic Crisis in Cats: Etiology, Differentials, and Prognosis** This lecture will provide a structured approach to identifying the underlying cause of acute uremic crisis in cats. Emphasis will be placed on differentiating key etiologies—particularly pyelonephritis versus ureteral obstruction—in cats with acute kidney injury and acute-on-chronic kidney disease using history, diagnostics, and imaging when clinical findings overlap. Prognostic indicators will be reviewed to support clinical decision-making and effective client communication. **Treating Acute Uremic Crisis in Cats: Pyelonephritis, Uremia, and Renal-Safe Therapy** This lecture will focus on evidence-based treatment strategies for cats with pyelonephritis and uremic crisis, emphasizing antimicrobial selection and dose modification. Attendees will learn practical approaches to urine culture acquisition and interpretation in the context of azotemia. Management of concurrent uremic complications will be discussed with the goal of optimizing renal recovery and clinical outcome. **Managing the Comorbid Cat with CKD** This presentation tackles the clinical complexities of the feline patient concurrently battling chronic kidney disease and other significant systemic diseases. With a focus on dietary management, we will detail specific management strategies for common and challenging comorbidities, including diabetes, urolithiasis, hypercalcemia, and chronic enteropathy, to ensure a holistic and effective treatment plan for the multimorbid CKD cat. **Beyond the Consensus: A Proactive Clinical Strategy for Diagnosis and Management of Early-Stage Feline CKD** This session empowers practitioners to identify chronic kidney disease during its critical non-azotemic stage, focusing on

Stacie Summers DVM, PhD, DACVIM

Assistant Professor in Small Animal Medicine, Carlson College of Veterinary Medicine
stacie.summers@oregonstate.edu

Dr. Summers will present a day-long track on feline medicine at the OVC. She is a graduate of the veterinary program at Washington State University whose research interests include feline infectious disease, urology and the microbiome.

Deciphering Acute Uremic Crisis in Cats: Etiology, Differentials, and Prognosis This lecture will provide a structured approach to identifying the underlying cause of acute uremic crisis in cats. Emphasis will be placed on differentiating key etiologies—particularly pyelonephritis versus ureteral obstruction—in cats with acute kidney injury and acute-on-chronic kidney disease using history, diagnostics, and imaging when clinical findings overlap. Prognostic indicators will be reviewed to support clinical decision-making and effective client communication.

Treating Acute Uremic Crisis in Cats: Pyelonephritis, Uremia, and Renal-Safe Therapy This lecture will focus on evidence-based treatment strategies for cats with pyelonephritis and uremic crisis, emphasizing antimicrobial selection and dose modification. Attendees will learn practical approaches to urine culture acquisition and interpretation in the context of azotemia. Management of concurrent uremic complications will be discussed with the goal of optimizing renal recovery and clinical outcome. **Managing the Comorbid Cat with CKD** This presentation tackles the clinical complexities of the feline patient concurrently battling chronic kidney disease and other significant systemic diseases. With a focus on dietary management, we will detail specific management strategies for common and challenging comorbidities, including diabetes, urolithiasis, hypercalcemia, and chronic enteropathy, to ensure a holistic and effective treatment plan for the multimorbid CKD cat. **Beyond the Consensus: A Proactive Clinical Strategy for Diagnosis and Management of Early-Stage Feline CKD** This session empowers practitioners to identify chronic kidney disease during its critical non-azotemic stage, focusing on

Treating Acute Uremic Crisis in Cats: Pyelonephritis, Uremia, and Renal-Safe Therapy This lecture will focus on evidence-based treatment strategies for cats with pyelonephritis and uremic crisis, emphasizing antimicrobial selection and dose modification. Attendees will learn practical approaches to urine culture acquisition and interpretation in the context of azotemia. Management of concurrent uremic complications will be discussed with the goal of optimizing renal recovery and clinical outcome. **Managing the Comorbid Cat with CKD** This presentation tackles the clinical complexities of the feline patient concurrently battling chronic kidney disease and other significant systemic diseases. With a focus on dietary management, we will detail specific management strategies for common and challenging comorbidities, including diabetes, urolithiasis, hypercalcemia, and chronic enteropathy, to ensure a holistic and effective treatment plan for the multimorbid CKD cat. **Beyond the Consensus: A Proactive Clinical Strategy for Diagnosis and Management of Early-Stage Feline CKD** This session empowers practitioners to identify chronic kidney disease during its critical non-azotemic stage, focusing on

Managing the Comorbid Cat with CKD This presentation tackles the clinical complexities of the feline patient concurrently battling chronic kidney disease and other significant systemic diseases. With a focus on dietary management, we will detail specific management strategies for common and challenging comorbidities, including diabetes, urolithiasis, hypercalcemia, and chronic enteropathy, to ensure a holistic and effective treatment plan for the multimorbid CKD cat. **Beyond the Consensus: A Proactive Clinical Strategy for Diagnosis and Management of Early-Stage Feline CKD** This session empowers practitioners to identify chronic kidney disease during its critical non-azotemic stage, focusing on

Beyond the Consensus: A Proactive Clinical Strategy for Diagnosis and Management of Early-Stage Feline CKD This session empowers practitioners to identify chronic kidney disease during its critical non-azotemic stage, focusing on

Diagnosis and Management of Early-Stage Feline CKD This session empowers practitioners to identify chronic kidney disease during its critical non-azotemic stage, focusing on

Diagnosis and Management of Early-Stage Feline CKD This session empowers practitioners to identify chronic kidney disease during its critical non-azotemic stage, focusing on

Diagnosis and Management of Early-Stage Feline CKD This session empowers practitioners to identify chronic kidney disease during its critical non-azotemic stage, focusing on

Diagnosis and Management of Early-Stage Feline CKD This session empowers practitioners to identify chronic kidney disease during its critical non-azotemic stage, focusing on

Companion Animal, cont.

utilizing biological variation estimates to interpret biochemical markers used in the diagnosis and management of CKD. We will detail the importance of proactive nutritional management at this early phase, while providing suggestions for initiating protein and phosphate dietary restriction before overt azotemia develops. **The Gut–Kidney Connection in Feline CKD: Translating Microbiome Science into Clinical Care** This lecture will explore the role of the gut–kidney axis in the progression and clinical expression of chronic kidney disease in cats, with a focus on gut-derived uremic toxins as modifiable contributors to disease burden. Attendees will learn how targeted interventions, including diet, fiber, absorbents, and constipation management, can be applied in practice. Emphasis will be placed on early, individualized strategies that balance toxin reduction with preservation of nutrition and quality of life. **Chronic GI Disease in Cats: A Practical Approach to Diagnosis and Management** This lecture will provide a step-by-step approach to evaluating cats with chronic gastrointestinal signs, focusing on common and clinically important diagnoses including chronic inflammatory enteropathy, small cell alimentary lymphoma, and Feline Eosinophilic Sclerosing Fibroplasia. Attendees will learn how to choose appropriate diagnostics and treatments prior to advanced testing or referral and interpret results in the context of overlapping clinical presentations.

Equine

Rachel Allbaugh DVM, MS, DACVO

Professor in Veterinary Medicine, Iowa State University
allbaugh@iastate.edu

Dr. Allbaugh specializes in ophthalmic diseases of pets, horses, and other species and has been recognized for her mentorship of junior faculty at Iowa State and for outstanding achievement in extension. She is president of the International Equine Ophthalmology Consortium.

Management of Common Corneal Conditions With rapid diagnosis and appropriate treatment we can effectively manage common corneal conditions in the horse to help prevent blindness or loss of an eye. We'll discuss identifying and managing such frustrating conditions to improve patient outcomes, and we'll talk about when to refer cases to a specialist. **Management of Frustrating Intraocular Issues** Uveitis is the most common cause of equine blindness. However, other intraocular issues also exist in horses with varying levels of concern for visual

status and globe retention. This session we'll review iris abnormalities (iris stromal hypoplasia, corpora nigra cysts), uveitis, cataracts, glaucoma retinal detachment, chorioretinitis, and optic nerve abnormalities with focus on accurate identification and appropriate management strategies.

Julie Dechant DVM, MS, DACVS, DACVECC

Professor in Clinical Equine Surgery & Critical Care, UC Davis
jedechant@ucdavis.edu

In addition to her clinical responsibilities at the UC Davis School of Veterinary Medicine, Dr. Dechant is a distinguished instructor of veterinary students. Her research interests are related to improving the diagnosis and care of large animal emergencies and critical care patients. She also has a secondary interest in camelid medicine and associated research.

Penetrating Injuries to the Equine Hoof Although many of these injuries are superficial and respond well to treatment, the complex anatomy of the foot means that some of these injuries are severe and involve vital structures that endanger soundness and the life of the horse. This session will review the anatomic features that should be considered, how to evaluate their involvement, and treatment approaches for management of these more complicated penetrating hoof wounds. **Regional Limb Perfusion: How, What & Why** Regional limb perfusions are a useful adjunct to the treatment of severe wounds and infections of the equine distal limb. This session will review the literature and highlight best recommendations for technique, antimicrobial choice, volume of perfusate, and duration of perfusion. **Management of Hemorrhage** Hemorrhage can affect different systems within the horse, including the respiratory, gastrointestinal, and musculoskeletal systems, depending on the location and severity of the bleeding. This session will address the management of hemorrhage, which involves identifying the source of bleeding, controlling blood loss, and providing supportive care to maintain the horse's physiological stability. **Treatment of Gastric Ulcers** While this session will focus on the treatment of Equine Gastric Ulcer Syndrome in horses, it also will address likely causes, performance limitations, and the prevention of such ulcers. **Emergency Management of the Poisoned Horse** Although it may not be a common occurrence in veterinary practice, acute poisoning of the horse often poses a diagnostic and therapeutic challenge for the practitioner. This session will examine critical approaches the veterinarian must consider in treating the affected patient. **Iatrogenic Compli-**

Equine, cont.

cautions: When Good Things Go Bad This session will discuss iatrogenic complications in horses that highlights risks in sedation, surgery, dentistry, and sometimes even basic treatments. When they occur, this requires careful protocols to manage side effects, prevent infections, and ensure safe procedures.

Craig Lesser DVM, CF

Rood & Riddle Equine Hospital, Lexington, Kentucky
cless@roodandriddle.com

In addition to being a veterinary shareholder with Rood and Riddle, Dr. Lesser is a certified farrier. His focus consists of treating diseases of the distal limb, including laminitis, angular deformities in young horses, rehabilitation of sport horses and infectious processes of the hoof.

Podiatry Management of Laminitis Laminitis is the second most common cause of euthanasia in horses. There is still a lot for us to learn, but through medical and mechanical management we are making significant progress. **Deep Digital Flexor Tendon Tenotomies** Deep digital flexor tenotomy is an available and cost-effective procedure, when severe laminitis is unresponsive to therapeutic shoeing, pain management, or other treatment options. Key considerations and risks of DDF will be discussed. **Podiatry Management of Infections of the Foot** What happens when an abscess is more than just an abscess? Surgical and medical options for management of these cases is just as important as the mechanical support used to protect the foot. **Podiatry Management of Navicular Syndrome** This session will look at the importance of corrective trimming and therapeutic shoeing to address concerns with navicular syndrome in the horse. Medical and other therapies to manage the condition will also be considered and discussed. **Podiatry Management of Angular Limb Deformities** Conformation, evaluation, and intervention at a young age can set horses up for successful career. We will discuss management of angular and limb deformities. **Audience Case Discussion** Dr. Lesser will draw upon experience of attendees for discussion on the management and treatment of foot concerns in the horse.

Food Production

Victor Cortese DVM, PhD, DABVP

Cortese Veterinary Consulting
vetvic@aol.com

Dr. Cortese is a widely respected and sought-after speaker on viral infections, immunology and vaccinology in cattle. He served as the Director of Cattle Immunology with Zoetis and currently is a consultant and lives in Kentucky. Dr. Cortese enjoys horseback riding and working on his small farm, and he is a Fourth Degree Black Belt in Tae Kwon Do.

The Immune System—A Review: Part 1 and Part 2 These opening sessions will provide a review of the immune system at a practical level that is necessary for today's large animal veterinarian. Application of basic immunology will be stressed as the background is provided for remaining talks of the day. **Local Immunity & Microbiome: New Understanding, Handle with Care** Immunology has moved from discussing commensals to a new understanding of the local immune system and the microflora who reside in close contact with the local immune system. The microbiome is now recognized as part of the first stage of local immunity and is also involved in many of the normal physiological functions of the GI, Respiratory and Reproductive systems. Understanding and maintaining the delicate balance between the microbiome and the local immune system is critical for health and maximizing production. **Reproduction & Immunity: The Next Stage of Improving Reproduction** The mucosal immune system of the reproductive tract is unique since it must recognize and tolerate sperm during impregnation and the developing fetus both of which have foreign protein markers. But it also must be able to respond to a myriad of bacterial exposures and viral diseases. Understanding these interactions will give insight into the role of genomics and the future of reproductive improvement in large animal practice. **Immunotherapeutics: The Future of Veterinary Medical Treatment Is Here** Immunotherapies are the fastest growing areas of novel therapeutics in medicine today. These treatments may be derived from the immune system itself or therapies that modulate the immune system to attempt better outcomes for the animal. Immunotherapies have been developed for disease treatment and prevention, dermatology, cancer, endocrine adjustments, allergy modifications and general immune system modulations. While not all are used in cattle, immunotherapies have been used in bovine medicine for decades. **Designing Vaccination Program Using Current Science** There are several different types of vaccines that are available for use in cattle.

Food Production, cont.

Continued research in basic immunology and innovative vaccine options will offer new options for vaccination programs in cattle—many of which start at the earliest stages of an animal's life. Specific knowledge of mechanisms, applications, timing, and vaccine platforms are needed to avoid adverse reactions.

Todd Price DVM

Owner, North Central Veterinary Services, Sandusky, Ohio
tprice@northcentralvet.com

A graduate of the veterinary program at the Ohio State University, Dr. Price is known for his expertise in swine health education for show pigs. He speaks across the country to small animal and large animal veterinarians about integrating show pig medicine into veterinary practice.

General Practice & Show Pig Medicine This session discusses what both small and mixed animal practitioners can do practically with show pig medicine. The lecture will cover the business model and lay out a practical look at the show pig practice niche and how it can fit into any practice. Discussion of current services provided, fees charged, and the benefits that show pig medicine provides for a clinic. **Anesthesia & Surgical Procedures for Show Pig Medicine: Part 1** This talk will review practical anesthesia and surgical methods for in-field and in-clinic anesthesia and procedures. This will include tips to make the procedure easier and increase your rate of success. **Anesthesia & Surgical Procedures for Show Pig Medicine: Part 2** This session is an extension and wrap-up with specific emphasis on C-section technique, timing, induction, post-operative care, as well as an overview of breeding synchronization.

Ryan Scholz DVM, MPH

State Veterinarian—Animal Health, Oregon Department of Agriculture
rscholz@oda.state.or.us

Dr. Scholz, a graduate of the veterinary program at Oregon State University, is the State Veterinarian—Animal Health, Oregon Department of Agriculture.

Update: ODA Animal Health The State Veterinarian and his team continue to address HPAI and emergency preparedness. In addition, they have prepared important information about and protocols for New World Screwworm for veterinarians and producers. And veterinary disease reporting requirements continue to evolve. Learn about these concerns and more in this session.

Kurt Williams DVM, PhD, DACVP

Director, Oregon Veterinary Diagnostic Laboratory
kurt.williams@oregonstate.edu

Dr. Williams is the Director of the Oregon Veterinary Diagnostic Lab, which provides a full range of animal disease diagnostic services to veterinarians, livestock producers, and pet owners in Oregon.

Update: OVDL The OVDL provides important services for veterinarians, livestock producers, and pet owners. Lately, the facility has been on the frontline protecting human health against emerging zoonotic infection disease threats. First, it was COVID during the height of the pandemic, and now it has been HPAI concerns. The lab has also started testing Chronic Wasting Disease. Learn more from Dr. Williams about the lab's testing services, plus current challenges.

Well-Being

Heidi Hulon DVM, CCFP, CPPP, MHFA

Regional Consulting Veterinarian, Elanco
heidi.hulon@elancoah.com

Sponsored by

Elanco

An integral part of Elanco Animal Health, Dr. Hulon developed the “Betterinary Series” to address the health and wellbeing challenges practice team members encounter. She will present insights, self-reflection, and practical strategies all team members can use to look after their own health and well-being.

Our Mental Health It is not just the absence of mental illness, but rather an integral part of our overall health and wellbeing. In this talk we will look at the facts and dispel the myths about mental health, examine the Mental Health Continuum, plus discuss how we can help someone who is experiencing a mental health challenge, and explore how we can promote our own mental health. **Burnout: Burning Bright, Not Burning Out** Burnout is a component of empathetic exhaustion—a significant issue within veterinary medicine. While the work we do is stressful and emotional, how can we be a light of hope for our clients and patients, instead of a burned-out professional? This talk will re-ignite your purpose and fan the flames of WHY we do this. Burnout does not have to happen, however, and we will discuss how we can control and even cure it. **PERMANENT Well-Being** What is well-being, and how can you achieve it? This session focuses on elements of well-being, PERMA, and how we can use them to build a foundation upon which happiness, well-being, and resiliency develop. These elements will be re-

Well-Being, cont.

visited in other talks to ensure acceptance and understanding.

RESILIENCY: Thriving Beyond Surviving Resiliency is not coping, nor is it just getting by or through a challenge. Resiliency is about getting stronger and more capable out of adversity. In this talk, you will learn about the factors of Resiliency and the skills we need to grow, develop, and use it. It is achievable.

G.O.A.L.S.—Grow, Optimism, and Live Successfully We all have goals, stated or internalized, but how many of those goals do we attain? Achievement is a building block of well-being. Therefore, achieving our goals contributes to happiness. In this talk we will describe the benefits of goals, how we can set the right goals, and how we can succeed at attaining them. **Recipe for a Flourishing Culture: Creating a Culture that Thrives** We spend so much time in our work environment that the culture of the practice is impactful both personally and professionally. To flourish and thrive, we need to be able to grow and develop within a supportive practice environment. This talk will break down the definition of culture into its supportive and successful elements—and it will discuss how this can help to create a team mission statement for your practice.

General Session

Joseph Carlisle JD

Partner, DunnCarney LLP
jcarlisle@dunnearney.com

Mr. Carlisle is an experienced litigator with DunnCarney LLP in Portland, with an emphasis on healthcare, veterinary, and small business sectors, including startups.

Legal Considerations for Use of AI in Veterinary Practice Using AI in practice involves key legal considerations like ensuring data privacy and security, obtaining informed client consent, maintaining clinician oversight (AI as support, not replacement), verifying tool reliability, and adhering to state practice acts, with liability ultimately resting with the veterinarian for errors with AI. **Update: Non-Competes, Non-Solicitation Agreements, and Contracts in General** The landscape is ever evolving with non-competes and non-solicitation agreements in veterinary practice. While NCAs are increasingly challenged, NSAs are favored alternatives, focusing on protecting relationships and trade secrets without broadly limiting a veterinarian's career. This session will provide an update. **Open Q&A** This session provides you with the opportunity to ask questions of a practicing attorney with strong interest in veterinary medicine.

Practice Transitions

Rod Johnston MBA, CMA

rod@omni-pg.com

Owner and Principal Broker, Omni Practice Group

Mr. Johnston is the founder and principal broker of Omni, bringing extensive experience in accounting, finance, sales, and real estate to his work as a practice transition consultant. He holds an MBA from Seattle University, is a Certified Management Accountant, and an Accredited Business Appraiser. Since founding Omni in 2004, Rod has developed systems now used nationwide and has guided hundreds of successful practice transitions. He is a frequent speaker and podcast guest.

Numbers Don't Lie: Understanding the Numbers for Veterinary Practice Sellers and Buyers In this session, you will have a better understanding of EBIDTA. We will cover production reports, how to read them and the underlying causes of mismanagement. We will also cover staffing costs—what is a good number of staff for practice efficiency so that you are not draining the bank but collecting revenue. You will understand the relational comparison between the practice's financial health and whether there are opportunities to grow the business.

Steve Kikikis

Practice Transition Consultant & VP Real Estate, Omni Practice Group

steve@omni-pg.com

Mr. Kikikis joined Omni Healthcare Real Estate in 2006 as a Commercial Real Estate Broker and has spent his career helping doctors buy, lease, relocate, or expand their practices. With broad industry knowledge, he understands what veterinarians value and guides them through buying, selling, or starting a practice.

Private Practice vs Corporate Practice: Market Trends & Choosing Where to Work This session is designed to assist veterinarians in understanding the new trends in the market and what to look for in choosing between joining a private or corporate practice. You will learn the current state of the veterinary market as it relates to private practices vs. corporations; how to differentiate yourself as an applicant in today's job market; the benefits and challenge of the privately-owned clinic environment in comparison to the environment of corporate clinics; and which type of practice is best for you which type will help you fulfill your career goals.

Practice Transitions. cont.

Nikki Nitz CPA, CMA

Simmons Northwest

nikki@simmonsnorthwest.com

Ms. Nitz is a Certified Public Accountant, Certified Management Accountant, and multi-state licensed Real Estate Broker who owns the Northwest and Midwest territories of Simmons & Associates. With over three decades of business consulting experience—and firsthand experience as a veterinary practice owner—Nikki helps veterinarians start, purchase, grow, and successfully sell practices while achieving both business and lifestyle goals. An international best-selling author and sought-after national and international speaker, she brings practical insight and proven strategies to every audience.

10 Critical Mistakes to Avoid When Buying/Selling a Practice

Purchasing and selling a hospital is likely one of the biggest financial decisions you will make in your lifetime. Simmons has helped veterinarians buy and sell thousands of practices. We've seen the good, the bad, and the ugly! This session will cover some of the biggest mistakes buyers and sellers make and how to avoid them to protect value, reduce risk, and ensure a successful transaction. **How to Find Your Freedom through Practice Ownership** Many people have the goals of reaching financial freedom as well as having freedom of their time. Business ownership can be one of the fastest ways to achieve both. You need to be strategic for this to become a reality. This session will teach you the framework to turn professional success into personal freedom.

Karl Salzsieder DVM, JD, CVA

Total Practice Solutions Group NW

karl@tpsgsales.com

Dr. Salzsieder, a DVM, JD, and CVA, works as a veterinary practice broker representing sellers or buyers and does practice valuations, and practice management consults. He practices law for practice sales transactions and estate law. In 51 years as a veterinarian, he has owned over 10 different practices, has been a corporate practice area manager, and was the first owner of a corporate franchise practice. In 2022, he sold his two 5 doctor practices to a corporate consolidator. He has lectured veterinary students at WSU and OSU for over 20 years. He has published in Veterinary Economics, Veterinary Forum, Clinics in NA, the Consultants Management Book and OVMA and WSVMA newsletters.

How to Prep Your Practice for Less Work or Retirement Regard-

less of your wishes for working less or looking at retirement, there are several steps to consider. This includes, among other topics, early financial planning, making the practice less owner-dependent with strong staff/systems; strategic improvements such as staffing and the practice's space; cleaning up financials; and creating a clear succession plan. **How to Prep for Sale to Associates at Near Corporate Prices** This talk will address the steps you will need to consider selling your practice to associates at near-corporate prices. This entails meticulous preparation (professional valuation, clean financials), structuring the deal for associate affordability (i.e., seller financing, earn-outs), and the use of expert guidance (brokers, attorneys, accountants) to manage the complexity of the transaction and ensure compliance.

Rex Salzsieder CVA, CVPM

Total Practice Solutions Group NW

rex@tpsgsales.com

Mr. Salzsieder has over 15 years in veterinary practice management, ownership with a multi-doctor clinic and brokerage including Total Practice Solutions Group NW. Rex is a Certified Valuation Analyst® (CVA), Certified Veterinary Practice Manager (CVPM) and a real estate broker. He has spoken at multiple veterinary conferences and has authored in the 5-Minute Veterinary Practice Management Consultant book.

Same topics as above.

Practice Leadership & Team Development

Kelly Cooper DVM

Founder, Reality Vet Coaching and Consulting

kccopperdvm@gmail.com

Dr. Cooper has more than 30 years of experience, first as an independent, rural practice owner and then as a senior leader with Banfield Pet Hospital. She focuses on developing leaders in veterinary practice. She also serves on the AVMA's Council on Veterinary Services and is a past president of the Oklahoma Veterinary Medical Association.

Just Say It! How to Give & Receive Feedback that Creates Change

Do you avoid constructive feedback because it feels like a conflict or you worry about hurting someone's feelings? Is it something you relish or avoid? While it sometimes feels uncomfortable, feedback truly is a gift. Without it, how would we ever improve our performance? In this session, you'll learn the

Leadership & Team Development, cont.

skills of giving and receiving feedback in a non-threatening and positive way that will not only build your own skills but those of the entire team. **Accountability Isn't a Four-Letter Word: How to Get Your Team to Do the Things You Wish Them to Do** It's a heavy word that just feels uncomfortable. It's like bad news—nobody likes to give it, and nobody wants to receive it. But it can be your new best friend. In this session you will learn the seven steps of accountability and how to activate them. The bottom-line goal is to achieve results: for engagement to go up, commitment to go up, and performance to rise. **Putting the Power into Empowerment: Simple Acts That Build Others Up** What is empowerment? It's defined, in just 10 words, as the authority or power given to someone to do something. That seems simple, doesn't it? It's not that easy, however. In this session, we'll cover five simple acts that will give your team the confidence and security to step into their full potential so that they will truly own their responsibilities and are more likely to stay with you for the long haul. What's more exciting is that when they are empowered, so are you, with a freedom to take on new challenges. **Juggling Act, No More: Prioritize Better, React Less, and Lead More** Are you struggling to keep the plates spinning at the same time? Guess what? Nobody is good at it, and you don't have to do it. This enlightening session will be your permission slip to ditch multitasking and level up your leadership. We're talking about a strategy for leaders who are ready to trade in their firefighting equipment for a CEO mindset. We'll dive into the art of setting boundaries, prioritizing your efforts, and focusing on the work that only you can do. This will help you work on your business, and not just in it. **How to Herd the Cats: Mastering Change Management** Managing change in a veterinary practice can feel like herding cats through a swamp. It's tricky, complicated, and often dangerous. We'll dive into the challenges of change in this session and the steps needed to plan and tackle it successfully. By the end, you'll be equipped to lead your team through change, boosting morale and keeping your practice ahead of the curve in today's constantly changing profession. **The Management Doctor Is In: How to Diagnose and Treat Poor Performance** Is your practice suffering from the "whack-a-mole" syndrome of inconsistency performance? In this session, you'll learn how to

use the Skill-Will Matrix, a simple but powerful diagnostic tool that will transform how you manage your team. You'll discover tailored management strategies, helping you shift focus from a one-size-fits-all approach to targeted interventions that get results—and creates a practice where variability becomes an opportunity rather than a frustration.

Melissa Tompkins-Lewis BS, CVPM, PHRCa, CCFP

Founder, South Coast Veterinary Management Solutions
southcoastvetsolutions@gmail.com

Ms. Tompkins-Lewis helps veterinary professionals grow their business. She has presented at local, state, and national veterinary conferences on a variety of topics. At this year's OVC, her focus is on veterinary team development.

What Do You Do When a Client Says No? This talk will focus on how to handle a client's reaction when we make recommendations for different services and procedures. You'll learn what to say in response, and team leaders will learn how to effectively train other team members in client communication. **Cat Friendly "Handling": How to Understand and Work Better with Cats** This session will focus on recognizing cat behavior and how as team members we can improve our comfort level with cats. We also will explore ways to help owners and their cats to have a better visit. **How to Effectively Communicate with Clients and Team Members by Understanding Body Language** Communication is not always verbal—a lot of it is done by body language. Learning how to interpret body language is an important skill. This ability helps all team members process what a client is thinking/feeling when we are making a recommendation. **Disasters and Mishaps: Planning for the Veterinary Hospital** Learn about the different emergency situations a practice might encounter, and what to do in these different situations. This session will discuss how to best be prepared, will include tools on how to implement disaster plans, as well as how to talk with your clients about some of these emergencies. **Working with Unhappy Clients During Challenging Times** Clients can be grouchy, short tempered, and impatient. Why? We must remember to put ourselves in the client's shoes before judging or reacting to them. This presentation will address what we are doing—or not doing—to help our clients during these challenging times. **Talking to Clients About the Most Important Appointment:**

Euthanasia This talk will look at the commonly made mistakes in the scheduling, the handling, and our communication during a euthanasia appointment. We'll talk about why this appointment is critically important and how easy it is for things to go wrong. We'll discuss tips and special phrases of what team members can say to clients during this difficult time.

Technicians & Assistants

Mary Berg MS, LATG, RVT, VTS (Dentistry)

Founder, Beyond the Crown Veterinary Education
mlberg@btcvet.com

Ms. Berg is a leading authority on companion animal dentistry for technicians and assistants. Throughout her career she has served as a practice manager and dental technician specialists in general practice, teaches at a veterinary technology program, and is currently the founder and president of Beyond the Crown Veterinary Education, a veterinary dental consulting service.

How to Get to Yes: Treatment Plan Creation & Delivery In this talk, Mary discusses how to build and deliver dental treatment plans, where clients will agree to better healthcare for their pets.

The Oral Examination and Common Pathology It is important to recognize and identify oral pathology and anomalies. This presentation will look at charting disease processes, pathology, anomalies, and treatment plans. **Dental Radiology Made**

Easy: Tips & Tricks Dental radiographs are an essential part of the oral exam (the crown is just the tip of the iceberg). Approximately 42% of dental pathology is found subgingivally. Learn how you take more effective dental radiographs that can improve the standard of care and boost practice revenue.

COHAT: The Complete Plan for the Periodontal Patient This session looks at the comprehensive approach to thorough dental prophylaxis. It's much more than removing plaque and calculus. **Block that Pain: Dental Pain Management** This talk focuses on enhancing veterinary dentistry skills through localized pain management techniques. Discussion will address reducing the need for high-level general anesthesia for patients by using targeted nerve blocks for patient comfort.

Dispelling Dental Myths Dental problems are among the top three concerns that pet owners have for their dogs and cats. In this talk, Mary discusses how best to dispel the myths and misconceptions of the myriad home care products.

Yvonne Brandenburg RVT, CVT, VTS (SAIM)

Clinical Learning & Development Specialist, Ethos Veterinary Health

yvonne@internalmedicineforpetparents.com

Ms. Brandenburg is the founder and cohost of the Internal Medicine for Vet Techs podcast and served as the 2021 president of the Academy of Veterinary Internal Medicine for Veterinary Technicians. She is passionate about elevating the profession.

Mastering Endocrine Testing: Practical Techniques & Client Communication This session will equip technicians and assistants with essential skills for performing accurate endocrine testing in cats and dogs. We will discuss practical solutions for common technical challenges we encounter, including difficult blood draws and timing-sensitive protocols, and we will focus on how we can effectively communicate with pet owners about testing procedures, explain test results in accessible language, and address common client concerns using communication tools. **Hematology: Using the Stuff You Forgot (or Blocked) from School** This talk will cover slide preparation techniques, review blood cell morphology, and common abnormalities encountered with our patients. **Nursing Care: Pain—Recognize & Advocate for Your Patients** A key focus of this talk will be effective communication strategies for documenting pain assessment, presenting pain scores to veterinarians, and advocacy for appropriate analgesic intervention. The session provides practical skills that technicians and assistants can immediately apply to improve patient outcomes and quality of care.

Erica Brandt CVT, VTS (ECC)

Hospital Director, WestVet 24/7 Animal Emergency and Specialty Center

erica.brandt@westvet.net

Ms. Brandt is a sought-after speaker for state and regional veterinary conferences and is passionate about working with and teaching veterinary technicians and assistants.

Expecting the Unexpected: Common Emergencies This presentation will discuss tips for recognizing common emergencies with emphasis on shock in the patient and potential treatments. **Common Toxicities** Each year the ASPCA Poison Control Center manages more than 150,000 calls. This session will address some of the new and a few of the old substances that are toxic to pets. Emphasis will be placed on triage, clinical signs, decontamination techniques, and patient care.

Wound Care for Technicians This session will review wound

Technicians & Assistants, cont.

healing phases, wound classifications, wound assessment, initial wound management, modern wound dressings, and emerging wound treatment modalities. **Trouble in the Urethra: Feline Lower Urinary Tract Disease** This session will aid the technician's understanding of this condition to better care for these patients. **Kittens in Crisis: Emergency Care for Cats** Feline patients present many challenges in urgent and emergency situations. This presentation will help you assess your feline patients quickly and as stress free as possible. **How to Survive the Hospitalized Feline** Care of hospitalized felines should promote wellness and recovery from illness or injury and address the patient's physical and emotional wellbeing. This presentation will discuss feline patients' needs and tips to recognize and prevent stressful situations. **Pharmacology for the Anesthetist** Technicians should be part of the team in understanding, suggesting, and evaluating anesthetic plans for patients. This talk will cover pharmacology, recognize trends in monitoring, and how to communicate effectively with the team to make changes as needed to ensure success. **Anesthesia for the Young and Old** This presentation will discuss potential anesthetic consideration for pediatric and geriatric patients. **Sleepy Cat: Feline Anesthesia** Feline patients can be challenging. Due to their small size, they are difficult to monitor under anesthesia and to keep warm. They also are easily stressed and often misunderstood by clients and staff. This session will address many of the considerations for potential concerns.

Chantal Farauo CVT, CVPP

Founder, RESPOND CPR for the Veterinary Team
cefarauo@gmail.com

A former registered nurse before becoming a licensed technician in Oregon, Chantal is passionate about teaching veterinary team members on the importance of CPR for patients. She is a board member of the Oregon Veterinary Technician and Assistant Association.

RESPOND CPR This session will address key elements of resuscitation, and, time permitting, include interaction with models. **Note:** This is not a workshop.

Sarah Harris CVT, VTS (ECC)

Patient Care and Education Specialist, DoveLewis
asharris@dovelewis.org

In addition to her role with Dove Lewis, Sarah is an adjunct instructor at Portland Community College's Veterinary Technology Program. She is the current president of the Oregon Veterinary Technician and Assistant Association.

Integrating Core Skills with Medical Expertise We'll explore how cultivating personal practice goes beyond technical skills and requires the development of emotional intelligence, resilience, and strong interpersonal skills. These "core skills" are often the key to providing exceptional patient care, building trust with clients, and fostering effective teamwork in a clinical setting. **Hospital-Acquired Conditions and Complications** Complications frequently occur in our hospitalized patients, making our roles more than obtaining the routine TPR. This talk will focus on predisposing factors and will review complications including fluid overload, aspirational pneumonia, hospital-acquired infections, and more.

What's included in my registration?

In person registrants will receive all meals and refreshment breaks and access to the Exhibit Hall. Both in person and virtual only registrants will have access to recorded sessions and speaker proceedings through the virtual platform until 12/31/26.

Can I share my registration with my colleagues?

No, multiple individuals may not share a single registration. Your access information is unique to you. Only valid registrants can claim CE verification for license renewal purposes. The OVC will not verify CE credit for anyone who is not registered. Registrants are not permitted to share their login information, record the sessions, or sell or give any event content to unregistered individuals or companies.

Where do I register?

Register online at <https://oregonvma.org/ovc>

Can I register multiple people from our clinic/organization all at once?

You can register up to 10 people in one submission through our online registration form.

Is there a one day registration rate?

No, there is not. As all attendees will have access to the recorded sessions post conference, we are not offering a one day rate.

Do I have to provide my e-mail address?

Yes. Not only is this your primary identifier to ensure that all your information is linked to you, but you will also use it to login to the OVC virtual platform hosted by Event Mobi. Please do not unsubscribe from or opt out of receiving e-mails from OVMA (OVC), as this will prevent you from receiving your login information.

Can I use recorded OVC sessions for CE credit?

Yes, if you are a licensed veterinarian or licensed technician in Oregon. The Oregon Veterinary Medical Examining Board allows all CE to be obtained online. If you are a registrant from another state, you will need to check with your licensing board.

Are OVC sessions RACE approved?

No. The RACE application process would involve a review of all OVC sessions and cost several thousands of dollars for approval, which would have to be passed on to registrants. If you are licensed in a different state than Oregon, please check with your licensing board to see if credits from the 2026 OVC will be accepted in your state. *Note:* WA and CA allow conferences hosted by veterinary medical associations to be accepted for CE credit. Again, please check with your licensing board about recorded (online) credits, however, as those requirements may differ.

Will I receive a CE certificate?

Both in person and virtual only attendees will receive a CE certificate. Mark which sessions you attended on the form and keep it for your records and license renewal. You are responsible for tracking your CE hours.

How do I access the proceedings?

The proceedings will be available on the virtual platform/app, which all registrants will have access to. There will not be on-site printing available.

How do I access the OVC event on the virtual platform/app?

Registrants will receive an e-mail with access instructions in approximately mid-February.

Will the sessions be live streamed?

No. Sessions will be held live in person and available as on-demand recordings after the conference is concluded.

What devices can I use to access the recorded sessions?

You can access the conference from a desktop or laptop with an internet connection and a Web browser. Google Chrome is recommended. To watch on your mobile device, download the Event Mobi app, available in the app store for Android and Apple.

Can I bring my dog to the in person event?



If your dog is a service animal, yes. Only service animals are allowed in the OSU facilities.

Where can I find childcare?

For a list of childcare providers in the Corvallis area, please contact the Corvallis Tourism Board at 800/334-8188.

Do you accommodate dietary needs/requirements?

Yes. Please note your special dietary needs on your registration and register before the early registration deadline.

COMPANION 1			COMPANION 2		
7:00-5:00	Registration in the Exhibit Hall		7:00-5:00	Registration in the Exhibit Hall	
8:30-10:00	Practical Ophthalmology: Adnexal Issues Dr. Rachel Allbaugh	1.5 CE	8:30-10:30	Impact of Antimicrobials on Microbiota Interpreting Culture & Susceptibility Data Dr. Dawn Boothe	2 CE
10:00-10:30	Break in the Exhibit Hall		10:30-11:00	Break in the Exhibit Hall	
10:30-12:00	Practical Ophthalmology: Corneal Diseases Dr. Rachel Allbaugh	1.5 CE	11:00-12:00	Designing the Antimicrobial Regimen: The MIC is the Key Dr. Dawn Boothe	1 CE
12:00-1:00	Lunch		12:00-1:00	Lunch	
1:00-2:30	Practical Ophthalmology: Intraocular Problems Dr. Rachel Allbaugh	1.5 CE	1:00-3:00	Using Antimicrobials Judiciously Update on Dietary Supplements Dr. Dawn Boothe	2 CE
2:30-3:00	Break in the Exhibit Hall		3:00-3:30	Break in the Exhibit Hall	
3:00-4:30	Practical Ophthalmology: Feline Ocular Ailments Dr. Rachel Allbaugh	1.5 CE	3:30-4:30	Compounding: Answering the Top 10 Questions Dr. Dawn Boothe	1 CE
5:00-7:00	OSU CCVM DVM Alumni & Friends Reception		5:00-7:00	OSU CCVM DVM Alumni & Friends Reception	

COMPANION 3			PRACTICE TRANSITIONS		
7:00-5:00	Registration in the Exhibit Hall		7:00-5:00	Registration in the Exhibit Hall	
8:30-10:30	Acute Kidney Injury Part 1 & 2 Dr. Stacie Summers	2 CE	8:30-10:30	Understanding the Numbers for Buyers/Sellers Choosing Where to Work: Private vs. Corporate Practice Rod Johnston & Steve Kikis (OMNI)	2 CE
10:30-11:00	Break in the Exhibit Hall		10:30-11:00	Break in the Exhibit Hall	
11:00-12:00	Chronic Kidney Disease and Comorbidities Dr. Stacie Summers	1 CE	11:00-12:00	10 Critical Mistakes to Avoid When Buying/Selling a Practice Nikki Nitz (Simmons)	1 CE
12:00-1:00	Lunch		12:00-1:00	Lunch	
1:00-3:00	Early Detection of Chronic Kidney Disease Gut-Kidney Axis in Cats Dr. Stacie Summers	2 CE	1:00-2:00	How to Find Your Freedom Through Practice Ownership Nikki Nitz (Simmons)	1 CE
3:00-3:30	Break in the Exhibit Hall		2:00-2:30	Break in the Exhibit Hall	
3:30-4:30	Feline GI Disease Dr. Stacie Summers	1 CE	2:30-4:30	Prep Your Practice for Less Work or Retirement Sell to Associates at Near Corporate Prices Dr. Karl Salzieder & Rex Salzieder (TPSG)	2 CE
5:00-7:00	OSU CCVM DVM Alumni & Friends Reception		5:00-7:00	OSU CCVM DVM Alumni & Friends Reception	



Sessions in green meet the OVMEB requirement for 1 CE on judicious use of antibiotics :: Sessions in blue meet the OVMEB requirement for 1 CE on analgesic and anesthetic methods



EVENTS

Past Presidents Luncheon
Friday, 12:00 pm - 1:00 pm ~ CH2M Hill Alumni Center
By invitation.









CCVM Alumni & Friends Reception
Friday, 5:00 pm - 7:00 pm ~ Johnson Library
Join OSU CCVM for appetizers in the Library at the Alumni Center, and mingle with faculty and alumni. **DVMs, please RSVP on your registration.**




EQUINE			FOOD PRODUCTION		
7:00-5:00	Registration in the Exhibit Hall		7:00-5:00	Registration in the Exhibit Hall	
8:30-10:30	Podiatry Management of Laminitis Deep Digital Flexor Tendon Tenotomies Dr. Craig Lesser	2 CE	8:30-10:30	Show Pig Medicine Anesthesia & Surgical Procedures: Part 1 Dr. Todd Price	2 CE
10:30-11:00	Break in the Exhibit Hall		10:30-11:00	Break in the Exhibit Hall	
11:00-12:00	Podiatry Management of Infections of the Foot Dr. Craig Lesser	1 CE	11:00-12:00	Anesthesia & Surgical Procedures: Part 2 Dr. Todd Price	1 CE
12:00-1:00	Lunch		12:00-1:00	Lunch	
1:00-3:00	Podiatry Management of Navicular Syndrome Podiatry Management of Angular Limb Deformities Dr. Craig Lesser	2 CE	1:00-2:30	Update: State Veterinarian – Animal Health Dr. Ryan Scholz	1.5 CE
3:00-3:30	Break in the Exhibit Hall		2:30-3:00	Break in the Exhibit Hall	
3:30-4:30	Audience Case Discussion Dr. Craig Lesser	1 CE	3:00-4:30	Update: Oregon Veterinary Diagnostic Laboratory Dr. Kurt Williams	1.5 CE
5:00-7:00	OSU CCVM DVM Alumni & Friends Reception		5:00-7:00	OSU CCVM DVM Alumni & Friends Reception	

PRACTICE LEADERSHIP & TEAM DEVELOPMENT			TECHNICIANS & ASSISTANTS		
7:00-5:00	Registration in the Exhibit Hall		7:00-5:00	Registration in the Exhibit Hall	
8:30-10:30	Give & Receive Feedback Accountability Isn't a Four Letter Word Dr. Kelly Cooper	2 CE	8:30-10:30	Common Emergencies Common Toxicities Erica Brandt CVT, VTS (ECC)	2 CE
10:30-11:00	Break in the Exhibit Hall		10:30-11:00	Break in the Exhibit Hall	
11:00-12:00	Putting the Power into Empowerment Dr. Kelly Cooper	1 CE	11:00-12:00	Wound Care for Your Patient Erica Brandt CVT, VTS (ECC)	1 CE
12:00-1:00	Lunch		12:00-1:00	Lunch	
1:00-3:00	Juggling Act No More How to Herd the Cats Dr. Kelly Cooper	2 CE	1:00-3:00	Feline Lower Urinary Tract Disease Emergency Care for Cats Erica Brandt CVT, VTS (ECC)	2 CE
3:00-3:30	Break in the Exhibit Hall		3:00-3:30	Break in the Exhibit Hall	
3:30-4:30	The Management Doctor Is In Dr. Kelly Cooper	1 CE	3:30-4:30	How to Survive the Hospitalized Feline Erica Brandt CVT, VTS (ECC)	1 CE

Sessions in green meet the OVMEB requirement for 1 CE on judicious use of antibiotics :: Sessions in blue meet the OVMEB requirement for 1 CE on analgesic and anesthetic methods

COMPANION 1			COMPANION 2		
7:00-5:00	Registration in the Exhibit Hall & Continental Breakfast		7:00-5:00	Registration in the Exhibit Hall & Continental Breakfast	
8:00-9:30	What's New in Anti-Seizure Medications Dr. Dawn Boothe	1.5 CE	8:00-9:30	Chronic Vomiting & Diarrhea Dr. Alyssa Sullivant	1.5 CE
9:30-10:00	Break in the Exhibit Hall		9:30-10:00	Break in the Exhibit Hall	
10:00-11:30	Monoclonal Antibodies: Approved Drugs Dr. Dawn Boothe	1.5 CE	10:00-11:30	Serum Chemistry: Interpretation of Values & Common Rule Outs Dr. Alyssa Sullivant	1.5 CE
11:30-1:15	Awards Luncheon		11:30-1:15	Awards Luncheon	
1:30-2:30	Effective Pain Management Dr. Mikayala Mayland	 1 CE	1:30-3:30	What's New in Gastroenterology Fluid Therapy in Ill Patients Dr. Alyssa Sullivant	2 CE
2:30-3:00	Break in the Exhibit Hall		3:30-4:00	Break in the Exhibit Hall	
3:00-5:00	Orthopedic Exam Perioperative Pain Management Dr. Mikayala Mayland	 2 CE	4:00-5:00	Liver, Gallbladder, or Pancreas? Which One is the Problem? Dr. Alyssa Sullivant	1 CE
5:00-7:00	SCAVMA Reception in LaSells Stewart Center (for DVMs)		5:00-7:00	SCAVMA Reception in LaSells Stewart Center (for DVMs)	

COMPANION 3			WELL-BEING		
7:00-5:00	Registration in the Exhibit Hall & Continental Breakfast		7:00-5:00	Registration in the Exhibit Hall & Continental Breakfast	
8:00-9:30	Assessment of Acute Pain & Treatment in Cats & Dogs Dr. Kristen Messenger	1.5 CE	8:00-10:00	Mental Health Burnout Dr. Heidi Hulon	 2 CE
9:30-10:00	Break in the Exhibit Hall		10:00-10:30	Break in the Exhibit Hall	
10:00-11:30	Troubleshooting Common Anesthesia Problems Dr. Kristen Messenger	1.5 CE	10:30-11:30	PERMANENT Well-Being Dr. Heidi Hulon	 1 CE
11:30-1:15	Awards Luncheon		11:30-1:15	Awards Luncheon	
1:30-2:30	Anesthesia Patients with Cardiovascular Disease Dr. Kristen Messenger	1 CE	1:30-2:30	RESILIENCY: Thriving Beyond Surviving Dr. Heidi Hulon	 1 CE
2:30-3:00	Break in the Exhibit Hall		2:30-3:00	Break in the Exhibit Hall	
3:00-5:00	Errors & Safety in Anesthesia Fluids & Anesthesia Dr. Kristen Messenger	2 CE	3:00-5:00	G.O.A.L.S.: Grow Optimism & Live Successfully Recipe for a Flourishing Culture Dr. Heidi Hulon	 2 CE
5:00-7:00	SCAVMA Reception in LaSells Stewart Center (for DVMs)		5:00-7:00	SCAVMA Reception in LaSells Stewart Center (for DVMs)	







Sessions in green meet the OVMEB requirement for 1 CE on judicious use of antibiotics :: Sessions in blue meet the OVMEB requirement for 1 CE on analgesic and anesthetic methods







EVENTS

OVMA Awards Luncheon & Oregon Animal Hall of Fame™

Saturday, 11:30 am - 1:15 pm ~ Arnold Bistro


Join us to celebrate individuals for their significant and valuable contributions to veterinary medicine and animal health as part of the OVMA's Awards of Excellence program, and to honor inductees into the Oregon Animal Hall of Fame™. The OVMA will install its next president, Dr. Gail Colbern, and current OVMA president Dr. Lynn Healy will conclude her year of service.

EQUINE			FOOD PRODUCTION		
7:00-5:00	Registration in the Exhibit Hall & Continental Breakfast	<small>Sponsored by</small> 	7:00-5:00	Registration in the Exhibit Hall & Continental Breakfast	<small>Sponsored by</small> 
8:00-9:30	Management of Common Corneal Conditions Dr. Rachel Allbaugh	1.5 CE	8:00-10:00	The Immune System: Preparing for the Day Part 1 & 2 Dr. Victor Cortese	2 CE
9:30-10:00	Break in the Exhibit Hall	<small>Sponsored by</small>  Pet Pharmacy NW	10:00-10:30	Break in the Exhibit Hall	<small>Sponsored by</small>  Pet Pharmacy NW
10:00-11:30	Management of Frustrating Intraocular Issues Dr. Rachel Allbaugh	1.5 CE	10:30-11:30	Local Immunity & the Microbiome Dr. Victor Cortese	1 CE
11:30-1:15	Awards Luncheon		11:30-1:15	Awards Luncheon	
1:30-3:30	Penetrating Injuries to the Equine Hoof Regional Limb Perfusion Dr. Julie Dechant	2 CE	1:30-3:30	Reproduction & Immunity Immunotherapeutics Dr. Victor Cortese	2 CE
3:30-4:00	Break in the Exhibit Hall	<small>Sponsored by</small>  TANASBOURNE VETERINARY EMERGENCY	3:30-4:00	Break in the Exhibit Hall	<small>Sponsored by</small>  TANASBOURNE VETERINARY EMERGENCY
4:00-5:00	Management of Hemorrhage Dr. Julie Dechant	1 CE	4:00-5:00	Designing a Vaccination Program Using Current Science Dr. Victor Cortese	1 CE
5:00-7:00	SCAVMA Reception in LaSells Stewart Center (for DVMs)		5:00-7:00	SCAVMA Reception in LaSells Stewart Center (for DVMs)	

LEADERSHIP & TEAM		TECHNICIANS & ASSISTANTS 1		TECHNICIANS & ASSISTANTS 2		
7:00-5:00	Registration & Continental Breakfast	<small>Sponsored by</small> 	7:00-5:00	Registration & Continental Breakfast	<small>Sponsored by</small> 	
8:00-10:00	Client Says No Cat Friendly "Handling" Melissa Tompkins-Lewis BS, CVPM, PHRca, CCFP	2 CE	8:00-10:00	Treatment Plan Creation Oral Exam Mary Berg MS, LATG, RVT, VTS, FVTE	2 CE	
10:00-10:30	Break in the Exhibit Hall	<small>Sponsored by</small>  Pet Pharmacy NW	10:00-10:30	Break in the Exhibit Hall	<small>Sponsored by</small>  Pet Pharmacy NW	
10:30-11:30	Communicate with Clients & Team Melissa Tompkins-Lewis BS, CVPM, PHRca, CCFP	1 CE	10:30-11:30	Dental Radiology Made Easy Mary Berg MS, LATG, RVT, VTS, FVTE	1 CE	
11:30-1:15	Awards Luncheon		11:30-1:15	Awards Luncheon		
1:30-3:30	Hospital Planning Unhappy Clients Melissa Tompkins-Lewis BS, CVPM, PHRca, CCFP	2 CE	1:30-2:30	Periodontal Patient Mary Berg MS, LATG, RVT, VTS, FVTE	1 CE	
3:30-4:00	Break in the Exhibit Hall	<small>Sponsored by</small>  TANASBOURNE VETERINARY EMERGENCY	2:30-3:00	Break in the Exhibit Hall	<small>Sponsored by</small>  TANASBOURNE VETERINARY EMERGENCY	
4:00-5:00	Talking to Clients About Euthanasia Melissa Tompkins-Lewis BS, CVPM, PHRca, CCFP	1 CE	3:00-5:00	Dental Pain Mgmt Dental Myths Mary Berg MS, LATG, RVT, VTS, FVTE	2 CE	
				4:00-5:00	Hospital-Acquired Complications Sarah Harris CVT, VTS (ECC)	1 CE

Sessions in green meet the OVMEB requirement for 1 CE on judicious use of antibiotics :: Sessions in blue meet the OVMEB requirement for 1 CE on analgesic and anesthetic methods

EVENTS

 **Silent Auction**
Ends Saturday at 4:00 pm
Bid on a variety of unique items in this silent auction held during the conference in the Exhibit Hall. Proceeds benefit the Animal Health Foundation of Oregon, the OVMA's charitable organization.

SCAVMA Reception
Saturday ~ 5:00 pm
Join OSU CCVM students for a mixer to converse about careers and the profession. **DVMs, please RSVP on your registration.**



COMPANION 1		COMPANION 2		EQUINE	
8:00 -12:00	Registration in the Foyer	8:00 -12:00	Registration in the Foyer	8:00 -12:00	Registration in the Foyer
8:30 -10:30	Hepatobiliary Cases The Coughing Patient Dr. Alyssa Sullivant 2 CE	8:30 -10:30	Anesthesia Cases & Emergencies Breed-Specific Concerns Dr. Kristen Messenger 2 CE	8:30 -10:30	Gastric Ulcers Poisoned Patient Dr. Julie Dechant 2 CE
10:30 -10:45	Break in the Foyer	10:30 -10:45	Break in the Foyer	10:30 -10:45	Break in the Foyer
10:45 -11:45	Game of Stones: Strategies for Practitioners Dr. Alyssa Sullivant 1 CE	10:45 -11:45	Chronic Pain in Cats & Dogs Dr. Kristen Messenger 1 CE	10:45 -11:45	Iatrogenic Complications Dr. Julie Dechant 1 CE
11:45	Adjourn	11:45	Adjourn	11:45	Adjourn

GENERAL SESSION		TECHNICIANS & ASSISTANTS		OVMA BUSINESS FORUM	
8:00 -12:00	Registration in the Foyer	8:00 -12:00	Registration in the Foyer	Sunday, 7:30 am - 8:15 am Alumni Center Ballroom Join us for a light breakfast and hear from your OVMA president and Executive Director about the status of the Association as well as current issues facing the profession, including legislative and regulatory issues. This is your opportunity to be informed and involved.	
8:30 -10:30	Use of AI Non-Competes, Non-Solicitation & Contracts Joe Carlisle JD 2 CE	8:30 -10:30	Endocrine Testing Hematology Yvonne Brandenburg CVT, RVT, VTS (SAIM) 2 CE		
10:30 -10:45	Break in the Foyer	10:30 -10:45	Break in the Foyer		
10:45 -11:45	Open Q&A Joe Carlisle JD 1 CE	10:45 -11:45	Nursing Care: Pain Yvonne Brandenburg CVT, RVT, VTS (SAIM) 1 CE		
11:45	Adjourn	11:45	Adjourn		

Sessions in green meet the OVMEB requirement for 1 CE on judicious use of antibiotics :: Sessions in blue meet the OVMEB requirement for 1 CE on analgesic and anesthetic methods

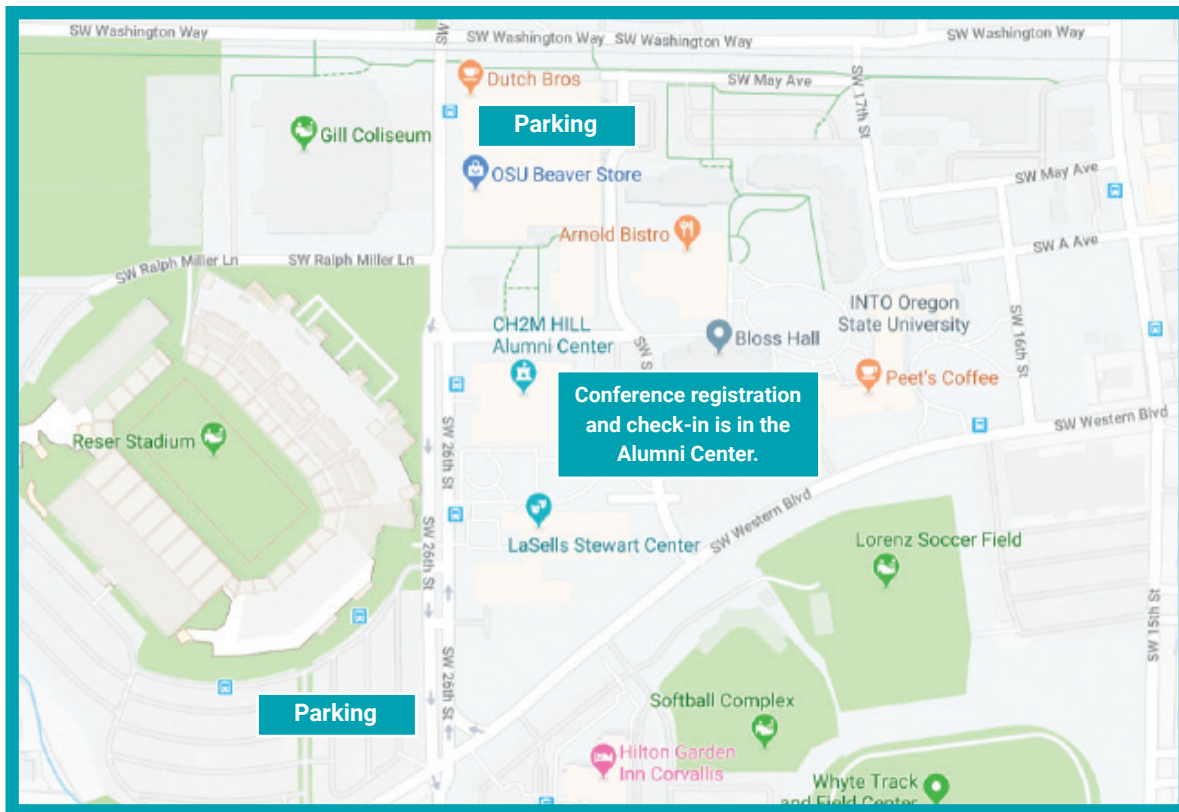
Thank you to our sponsors for their support of the 2026 Oregon Veterinary Conference



Logistics

MAIN CONFERENCE LOCATION

CH2M Hill Alumni Center on the Oregon State University Campus
725 SW 26th St, Corvallis



DRIVING DIRECTIONS

- * Go to 99W in Corvallis.
- * From the South, turn left from 99W onto Western Blvd. From the North, turn right from 99W onto Western Blvd.
- * Turn right at 26th St.
- * Reser Stadium parking is on your left.
- * As you continue on 26th, the LaSells Stewart Center is on your right, followed by the CH2M Hill Alumni Center.
- * Registration is in the CH2M Hill Alumni Center Ballroom.
- * Continuing on 26th, a parking garage is on the right past the Alumni Center and the Beavers store.

PARKING

Per campus policy, parking is \$5 on Friday for Zones B & C. There is no charge for parking on the weekend. Parking is available in the garage at the intersection of Washington Way and 26th Street, just north of the Alumni Center, in the Reser Stadium lot, and in other areas designated as Zones B & C.

Save time by purchasing a parking pass for Zones B & C in advance at:
https://aims.parking.oregonstate.edu/permits/?cmd=new_non_auth

Parking passes for Friday will be available approximately 10-14 days before the event.



Lodging

HOST HOTEL

Hilton Garden Inn Corvallis

541/752-5000

2500 SW Western Blvd., Corvallis

<https://www.hilton.com/en/hotels/cvochgi-hilton-garden-inn-corvallis/>
Room Block Rate: \$194 + tax

Book by February 9, 2026.

Call the hotel or book online using group rate code **90P**. When booking online, enter this code in the Group Rate field under Special Rates to see the \$194 rate.

Amenities: Across the street from the conference. Restaurant, indoor pool and hot tub, fitness center, business center. Includes Wi-Fi.

Breakfast is not included in the rate. The onsite restaurant is open for breakfast and dinner. Standard car parking is available for \$10 per night. PDX shuttle stop for Groome Transportation—reservations required through Groome Transportation.

ADDITIONAL LODGING

Not an all-inclusive list of area lodging.

Best Western Corvallis

541/758-8571

https://www.bestwestern.com/en_US/book/hotels-in-corvallis/best-western-corvallis/propertyCode.38111.html

925 NW Garfield, Corvallis

Amenities: Pet friendly hotel (dogs only). Limited availability for pet-friendly rooms. Buffet style hot breakfast. Free high-speed wireless internet, refrigerator, coffee maker in all rooms and suites.

Comfort Suites

541/752-9601

<https://www.choicehotels.com/oregon/corvallis/comfort-suites-hotels/or077>

1730 NW 9th Street, Corvallis

Amenities: Free breakfast and Wi-Fi. Exercise room. Pet friendly.

Days Inn by Wyndham Corvallis

541/754-7474

<https://www.wyndhamhotels.com/days-inn/corvallis-oregon/days-inn-corvallis/overview>

1113 NW 9th St., Corvallis

Amenities: Continental breakfast. Restaurant next door. Exercise room. Wi-Fi.

Econo Lodge Corvallis Near University

541/758-9125

<https://www.choicehotels.com/oregon/corvallis/econo-lodge-hotels/or131>

935 NW Garfield, Corvallis

Amenities: Free coffee and Wi-Fi. Pet friendly. Minutes from OSU.

Holiday Inn Express Corvallis-On-the-River

800/465-4329

<https://www.ihg.com/holidayinnexpress/hotels/us/en/corvallis/cvoor/hoteldetail>

781 NE 2nd St., Corvallis

Amenities: Free breakfast and Wi-Fi. Exercise facility. Pet friendly.

Hotel Corvallis – Boutique

541-753-4496

<https://hotelcorvallis.com>

350 SW 4th St., Corvallis (downtown)

Amenities: Free Wi-Fi and breakfast, laundry service. On-site grab-and-go store. Pet friendly.

Rodeway Inn Willamette River

541/752-9601

<https://www.choicehotels.com/oregon/corvallis/rodeway-inn-hotels/or046>

345 NW 2nd St., Corvallis

Amenities: Free Wi-Fi. Pet friendly.

Super 8 by Wyndham Corvallis

541/758-8088

<https://www.wyndhamhotels.com/super-8/corvallis-oregon/super-8-corvallis/overview>

407 NW 2nd St., Corvallis

Amenities: Refrigerator and microwave in room. Close to downtown.

Indoor pool and spa, free high-speed wireless internet, coffee and continental breakfast. Dog friendly.

LODGING IN ALBANY (15 minutes from Corvallis)

Holiday Inn Express & Suites Albany

541/928-8820

<https://www.ihg.com/holidayinnexpress/hotels/us/en/albany/alnkb/hoteldetail>

105 Opal Court NE, Albany

Amenities: Free breakfast and Wi-Fi. Pool. Pet friendly.

Motel 6 Albany

541/926-4233

<https://www.motel6.com/en/home/motels.or.albany.4124.html>

2735 Pacific Blvd. SE, Albany

Amenities: Free Wi-Fi, pet friendly. Refrigerator, microwave in rooms.

Phoenix Inn Suites Albany

541/926-5696

<https://www.phoenixinn.com/albany>

3410 Spicer Rd. SE, Albany

Amenities: Free Wi-Fi and breakfast. Hot tub. Fitness center.

Quality Inn & Suites

541/928-0921

<https://www.choicehotels.com/oregon/albany/quality-inn-hotels/or013>
251 Airport Rd. SE, Albany

Amenities: Free Wi-Fi and continental breakfast. Fitness center. Pet friendly.

Super 8 by Wyndham Albany

541/666-5653

<https://www.wyndhamhotels.com/super-8/albany-oregon/super-8-albany-or/overview>

315 Airport Rd. SE, Albany

Amenities: Free Wi-Fi, coffee. Café. Pet friendly.